



32 Intermediate

BLANKET

16 in x 23½ in (40 cm x 60 cm)

		Number of balls
CALINE		
Babe	209.381	1
Bugs Bunny	249.331	1
Cédrat	234.781	1
Crin Blanc	227.221	1
Kitty	249.701	1
Porcinet	249.661	1
Spiderman	249.201	1
Tom	249.311	1
3.0 mm crochet hook		

Stitches used

SQUARE A:

Make a chain of 4 sts. Close the round with 1 sl st

into the 1st ch then crochet in the round:

Round 1: 5 ch, *3 tr, 2 ch* rep from *to* twice more, 2 tr. Close this & every following round with 1 sl st into the 3rd ch at beg of round.

Round 2: into the 1st arch work 1 sl st, 5 ch & 3 tr; 2 ch *into next arch work 3 tr, 2 ch & 3 tr; 2 ch* rep from *to* twice more, 2 tr into the 1st arch.

Round 3: into the 1st arch work 1 sl st, 5 ch & 3 tr; 2 ch *3 tr into next arch, 2 ch, into next arch work 3 tr, 2 ch & 3 tr; 2 ch* rep from *to* twice more, 3 tr into next arch, 2 ch, 2 tr into the 1st arch.

Round 4: into the 1st arch work 1 sl st, 5 ch & 3 tr; 2 ch *into each of the next 2 arches work 3 tr & 2 ch; into the next arch work 3 tr, 2 ch & 3 tr; 2 ch* rep from *to* twice more, into each of the next 2 arches work 3 tr & 2 ch; 2 tr into the 1st arch.

Round 5: into the 1st arch work 1 sl st, 5 ch & 3 tr; 2 ch *into each of the next 3 arches work 3 tr & 2 ch, into next arch work 3 tr, 2 ch & 3 tr; 2 ch* rep from *to* twice more, into each of the next 3 arches work 3 tr & 2 ch, 2 tr into 1st arch.

SQUARE B:

Make a chain of 6 sts. Close the round with 1 sl st into the 1st ch then crochet in the round:

Round 1: 3 ch, 15 tr. Close this & every foll round with 1 sl st into the 3rd ch at beg of round.

Round 2: 4 ch *2 tr into each of the foll 4 tr, 1 ch* rep from *to* twice more, 2 tr into each of the foll 3 tr, 1 tr over the sl st of the 1st round.

Round 3: into the 1st arch work 1 sl st, 6 ch & 3 tr; 4 ch *into the next arch work 3 tr, 3 ch & 3 tr; 4 ch* rep from *to* twice more, 2 tr into the 1st arch.

Round 4: into the 1st arch work 1 sl st, 6 ch & 4 tr; *into the next arch work 3 tr, 2 ch & 3 tr, into the next arch work 4 tr, 3 ch & 4 tr* rep from *to* twice more, into next arch work 3 tr, 2 ch & 3 tr; 3 tr into the 1st arch.

Round 5: into the 1st arch work 1 sl st, 7 ch & 4 tr; 2 ch *skip 4 tr, 1 tr into each of the next 3 tr, 3 tr into next arch, 1 tr into each of the next 3 tr, 2 ch, into the next arch work 4 tr, 4 ch & 4 tr; 2 ch* rep

from *to* twice more, skip 4 tr, 1 tr into each of next 3 tr, 3 tr into next arch, 1 tr into each of foll 3 tr, 2 ch, 3 tr into 1st arch.

SQUARE C:

Make a chain of 6 sts. Close the round with 1 sl st into the 1st ch then crochet in the round:

Round 1: 5 ch *1 tr, 2 ch* rep from *to* 6 more times. Close the round with 1 sl st into the 3rd ch at beg of round.

Round 2: into the 1st arch work 1 sl st, 3 ch, 3 tr tog & 5 ch, into next arch work 4 tr tog & 5 ch. Close the round with 1 sl st into the 3rd ch at beg of round.

Round 3: 1 ch, 1 dc over each 3 tr tog, *2 ch, 1 tr into the foll tr of the 1st round passing the hook through the front of the work & leaving the yarn at the back (the chain of 5 sts from the 2nd round will be at the bottom of the tr), 2 ch, 1 dc over the 4 tr tog* rep from *to* 6 more times, 2 ch, 1 tr into the foll tr of the 1st round, 2 ch. Close the round with 1 sl st into the 1st dc of the round.

Round 4: into the 1st arch work 1 sl st, 1 ch & 1 dc; 3 ch, into each of the foll arches work 1 dc & 3 ch. Close the round with 1 sl st into the 1st dc at beg of round.

Round 5: 1 sl st over the ch, into the 1st arch work 1 sl st, 5 ch & 2 tr; 3 ch *into each of the next 3 arches work 1 tr & 3 ch, into foll arch work 2 tr, 2 ch & 2 tr; 3 ch* rep from *to* twice more, into each of the foll 3 arches work 1 tr & 3 ch, 1 tr into the 1st arch. Close the round with 1 sl st into the 3rd chain at beg of round.

Round 6: into the 1st arch work 1 sl st, 5 ch & 3 tr; 1 ch *into each of the next 4 arches work 3 tr & 1 ch; into next arch work 3 tr, 2 ch & 3 tr; 1 ch* rep from *to* twice more, into each of the foll 4 arches work 3 tr & 1 ch, 2 tr into the 1st arch. Close the round with 1 sl st into the 3rd ch at beg of round.

SQUARE D:

Make a chain of 4 sts. Close the round with 1 sl st into the 1st ch then crochet in the round:

Round 1: 5 ch *3 tr, 2 ch* rep from *to* twice more,

2 tr. Close the round with 1 sl st into the 3rd ch at beg of round.

Round 2: into the 1st arch work 1 sl st, 5 ch & 3 tr; 2 ch, *into the next arch work 3 tr, 2 ch & 3 tr; 2 ch* rep from *to* twice more, 2 tr into the 1st arch.

Round 3: into the 1st arch work 1 sl st, 5 ch & 3 tr; 6 ch, *skip 1 arch, into the next arch work 3 tr, 2 ch & 3 tr; 6 ch* rep from *to* twice more, 2 tr into the 1st arch.

Round 4: into the 1st arch work 1 sl st, 5 ch & 3 tr; 2 ch, into each of the foll arches work 3 tr, 2 ch & 3 tr; 2 ch, 2 tr into the 1st arch.

Round 5: into the 1st arch work 1 sl st, 5 ch & 3 tr; 2 ch *into each of the foll 3 arches work 3 tr & 2 ch; into next arch work 3 tr, 2 ch & 3 tr; 2 ch* rep from *to* twice more, into each of the foll 3 arches work 3 tr & 2 ch, 2 tr into the 1st arch.

4 tr tog: *yo, insert the hook into a st, yo, draw loop up, yo & through the 2 loops* rep from *to* 3 more times, yo, & through all 5 loops.

Crochet terms: See instruction pages.

Tension/Gauge

Each square = 3¾ in (9.5 cm)

Important: See BASIC instructions pages at beg of book.

To make

Make 24 squares foll the chart.

After the last round of each square fasten off & cut thread leaving 18 in (45 cm) of thread for sewing up.


Join the squares on the r.s. using Straight St foll the chart.

Around the edge of the blanket work in Tom as follows:

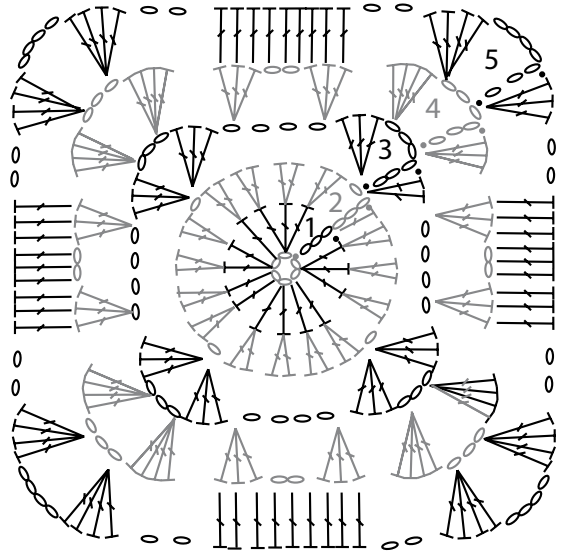
Round 1: 1 sl st over a tr, 1 ch, then 1 dc into each tr & each ch but at each corner work 2 dc over each 2 ch. Close the round with 1 sl st into the 1st dc of the round.

Round 2: 3 ch, skip the 1st dc, then 1 tr into each dc but at each corner work 2 lots of 2 tr instead of 1. Close the round with 1 sl st into the 3rd ch at the beg of the round & fasten off.

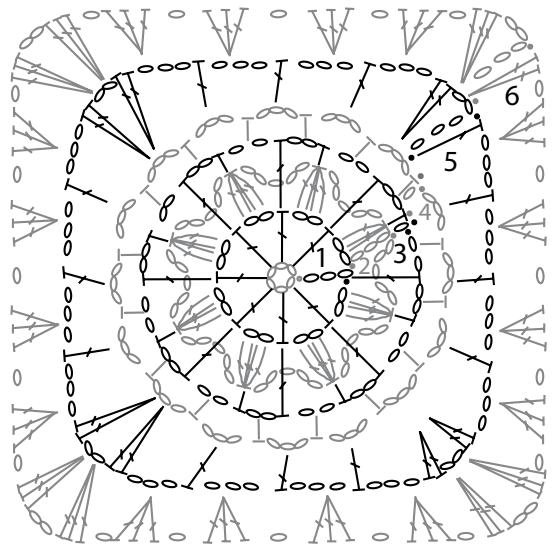
SQUARE A




SQUARE B




SQUARE C



SQUARE D





- | | | | |
|----------------|----------------|--------------|---------------|
| ■ = BABE | ■ = CEDRAT | ■ = KITTY | ■ = SPIDERMAN |
| ■ = BIGS BUNNY | □ = CRIN BLANC | ■ = PORCINET | ■ = TOM |